


Finding Notes On The Guitar

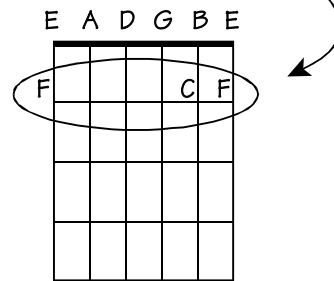
Much of figuring out how to play a particular chord, scale, or arpeggio on the guitar is knowing how to find the right starting point or root note. Here are some guidelines for finding notes anywhere on the guitar.

Rule 1) You will need to know the names of the open strings. Make up a saying if necessary, but this the critical starting point. Then memorize that there is 1 fret between E and F, and B and C. There are 2 frets between all other adjacent notes. Now, name the notes in first position.

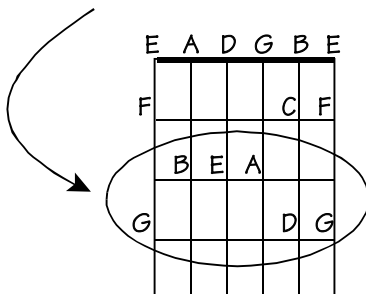
A) Notes of the open strings:



B) There is only one fret from E to F and from B to C, so add two F's and a C:



C) There are 2 frets between all other adjacent notes, so add these notes:



D) Add C and F (rule B):

